




WILHELM KÖNIG MTM

creating. tailor-made. solutions.





WILHELM KÖNIG MTM
creating. tailor-made. solutions.



At your service worldwide!

Company & experience

- Global leader in special clamping solutions
- 50+ years of clamping expertise
- 1,000+ customers worldwide
- Made in Germany, globally connected

Engineering & development

- 100,000+ tailor-made solutions sold
- 20+ specialized design engineers
- Solutions for complex geometries

Technical capabilities

- Hydraulic, mechanical, and hydromechanical systems
- Diameters from 5 to 800 mm
- Lengths above 1,000 mm
- Precision up to 3 μ m

Service & support

- Comprehensive after-sales support
- Spare parts and conversions



WILHELM KÖNIG MTM GmbH
Am Stammholz 13
97877 Wertheim | Germany

sales@koenig-mtm.de
+49 9342 876 0




Scan the QR code –
find your contact person



Market overview




AUTOMOTIVE




6



AEROSPACE AND DEFENSE



8




POWERTRAIN TECHNOLOGY AND ROBOTICS



10




FREIGHT TRANSPORT: SHIP AND RAIL




12




HEAVY INDUSTRIES: AGRICULTURE, CONSTRUCTION, AND MINING



14




MECHANICAL INDUSTRY



16




RENEWABLE ENERGY



18



MEDICAL INDUSTRY



20


Clamping solutions for the automotive industry

The automotive industry is characterized by high volumes, tight tolerances, and highly automated manufacturing processes. We develop customized clamping solutions that permit reliable, reproducible, and economical series production.

WILHELM KÖNIG MTM's special clamping devices are exactly adapted to your manufacturing conditions; they support the precise machining of transmission, drive, engine, and axle components, both in automated series production with robot loading and in manual loading.

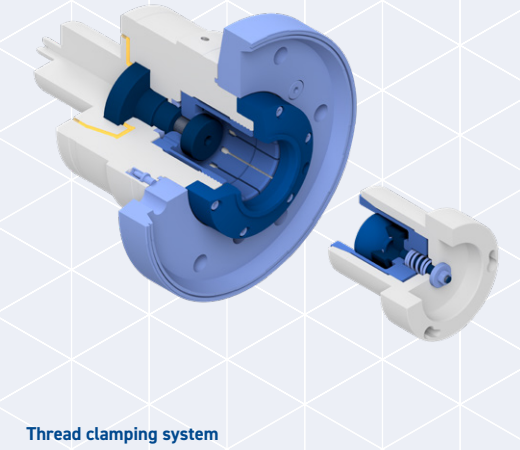


Examples of workpieces for the automotive industry



For full details about our hydraulic, mechanical, and quick-change clamping systems, please visit our website.

Suggested solution



MACHINING	GEAR GRINDING
CLAMPING TASK	EXTERNAL CLAMPING
WORKPIECE	DIFFERENTIAL HOUSING

PROPERTIES

- Roundness and runout accuracies ≤ 0.005 mm
- Uniform cylindrical expansion
- Permits large workpiece tolerances
- Large loading cycles due to high clamping strokes
- High rigidity due to flat clamping of the workpiece
- Quick and easy to retool for other clamping diameters
- Axial pull-down
- Spring-loaded clamping bell



Clamping solutions for demanding aerospace and defense applications

The aerospace and defense industry makes extremely high demands on accuracy, precision, and reliability. Complex geometries and elaborately manufactured components mean that clamping technology and manufacturing processes must meet particularly high standards. We develop special clamping devices that permit safe, reproducible, and economical machining.

WILHELM KÖNIG MTM's systems are custom-made to perfectly fit your manufacturing conditions and support the precise machining of engine and turbine components, gear and drive elements, structural components, as well as precision and weapon components, both in automated production with robot loading and in manual loading.



Examples of workpieces for the aerospace and defense industry



MACHINING	BALANCING
CLAMPING TASK	INTERNAL CLAMPING
WORKPIECE	BLISK

- PROPERTIES**
- Roundness and runout accuracies ≤ 0.003 mm
 - High torques can be transmitted
 - Easy to operate
 - High precision
 - High dirt resistance




For full details about our hydraulic, mechanical, and quick-change clamping systems, please visit our website.


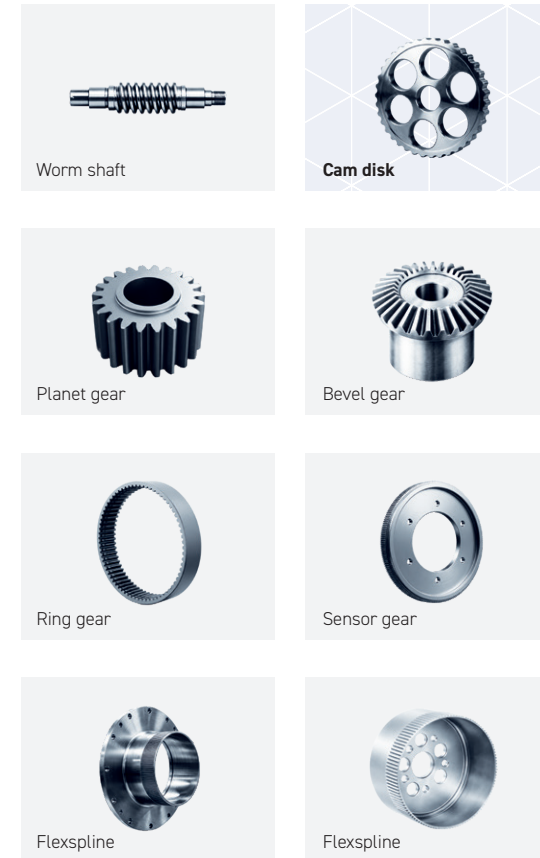
Clamping solutions for powertrain technology and robotics

Powertrain technology and robotics are synonymous with highly dynamic movements, precise positioning, and demanding performance requirements. High speeds, complex gear teeth, and functionally critical components require clamping solutions that ensure stability and reliable machining processes.

WILHELM KÖNIG MTM develops special clamping devices that guarantee high-precision clamping and reproducible machining processes. They allow for the precise machining of gear, rotary, and drive components as well as highly dynamic assemblies – both in automated production with robot loading and in manual loading.



Examples of workpieces for powertrain technology and the robotics industry



MACHINING	GEAR GRINDING
CLAMPING TASK	INTERNAL CLAMPING
WORKPIECE	CAM DISK

- PROPERTIES**
- Roundness and runout accuracies of ≤ 0.003 mm
 - High torques can be transmitted
 - Automated clamping initiation
 - High precision
 - High dirt resistance
 - Package clamping possible
 - Positioning fixture with spring-loaded clamps for positioning workpieces



For full details about our hydraulic, mechanical, and quick-change clamping systems, please visit our website.


Clamping solutions for rail and sea freight

Rail and sea freight services require high load-bearing capacity, stability, and precision. Large, heavy components and robust workpieces necessitate clamping solutions that ensure safe, reproducible, and economical machining processes.

WILHELM KÖNIG MTM develops special clamping devices that are tailor-made to perfectly fit your production conditions. They allow for the precise machining of components such as axles, shafts, gears, and drive assemblies – both in automated production with robot loading and in manual loading.



Examples of workpieces for the freight transport industry



MACHINING	GEAR GRINDING
CLAMPING TASK	EXTERNAL CLAMPING
WORKPIECE	OUTPUT SHAFT

- PROPERTIES**
- Roundness and runout accuracies of ≤ 0.005 mm
 - Permits large workpiece tolerances
 - High torques can be transmitted
 - Automated clamping initiation
 - Large loading cycles due to high clamping strokes
 - High rigidity due to flat clamping of the workpiece



For full details about our hydraulic, mechanical, and quick-change clamping systems, please visit our website.


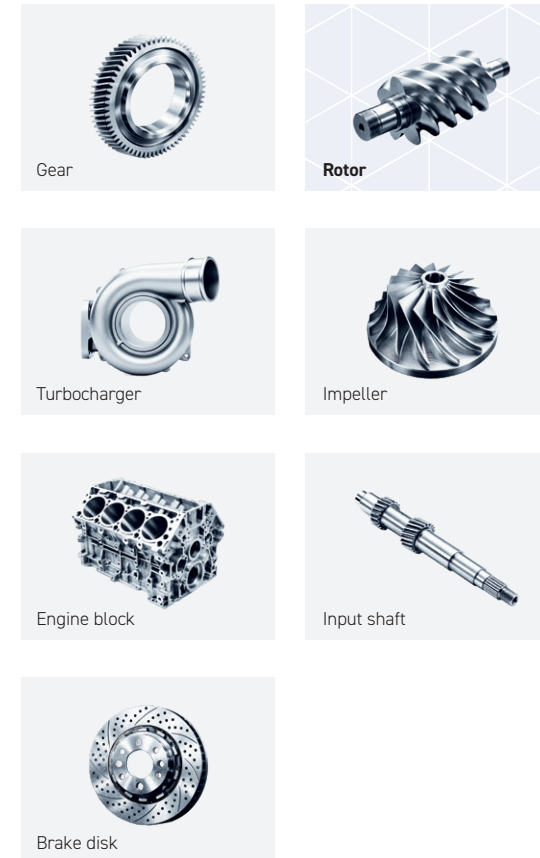
Clamping solutions for agriculture, construction, and mining

Agriculture, construction, and mining place special demands on robustness, load capacity, and precision. Large, heavy, and sometimes complex components require clamping solutions that ensure stable, reproducible, and economical machining processes.

WILHELM KÖNIG MTM develops special clamping devices that are tailor-made to perfectly fit your production conditions. They allow for the precise machining of gearboxes, shafts, gears, and other assemblies – both in automated production with robot loading and in manual loading.



Examples of workpieces for the heavy industries



MACHINING	GEAR GRINDING
CLAMPING TASK	EXTERNAL CLAMPING
WORKPIECE	ROTOR

- PROPERTIES**
- Roundness and runout accuracies of ≤ 0.003 mm
 - High torques can be transmitted
 - Automated clamping initiation
 - High precision
 - High dirt resistance
 - Clamping indicator




For full details about our hydraulic, mechanical, and quick-change clamping systems, please visit our website.









Clamping solutions for tool and machine manufacturing

Tool and machine manufacturing, as well as other fields of mechanical production, require maximum precision, stability, and flexibility. Complex geometries, fine tolerances, and varying workpieces place special demands on clamping solutions that ensure safe, reproducible, and economical machining processes.

WILHELM KÖNIG MTM develops special clamping devices that are tailor-made to perfectly fit your manufacturing conditions. They support the precise machining of tools, assemblies, and other machine parts – both in automated production with robot loading and in manual loading.



Examples of workpieces for the mechanical industry

 Indexable insert	 Gear cutter
 Worm shaft	 Cutting wheel
 End mill	 Bearing bushing
 Ball screw	 Ball nose end mill

Suggested solution



Hydraulic manual clamping system

MACHINING	TOOL CLAMPING
CLAMPING TASK	INTERNAL CLAMPING
WORKPIECE	GEAR CUTTER

PROPERTIES

- Roundness and runout accuracies of ≤ 0.003 mm
- High torques can be transmitted
- Easy to operate
- High precision
- Low acquisition costs
- High dirt resistance
- Stable design



For full details about our hydraulic, mechanical, and quick-change clamping systems, please visit our website.



Clamping solutions for the energy industry

The energy industry places maximum demands on reliability, stability, and precision. Large-scale and complex components require clamping solutions that ensure safe, reproducible, and economical machining processes.

WILHELM KÖNIG MTM develops special clamping devices that are tailor-made to perfectly fit your manufacturing conditions. They allow for the precise machining of shafts, rotors, gears, and other energy components – both in automated production with robot loading and in manual loading.



Examples of workpieces for the energy industry



MACHINING	GEAR GRINDING
CLAMPING TASK	INTERNAL CLAMPING
WORKPIECE	PLANET GEAR

- PROPERTIES**
- Roundness and runout accuracies of ≤ 0.003 mm
 - High torques can be transmitted
 - Automated clamping initiation
 - High precision
 - High dirt resistance




For full details about our hydraulic, mechanical, and quick-change clamping systems, please visit our website.

Clamping solutions for medical engineering

Medical engineering requires maximum precision, reliability, and process safety. Complex, often small-scale and functionally critical components place special demands on clamping solutions that ensure precise machining and reproducible manufacturing processes.

WILHELM KÖNIG MTM develops special clamping devices that are tailor-made to perfectly fit your manufacturing conditions. They allow for the precise machining of implants, instruments, and other medical components – both in automated production with robot loading and in manual loading.



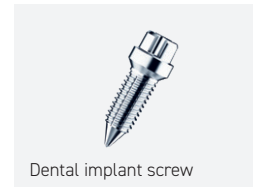
Examples of workpieces for the medical industry




Tablet punch




Acetabular cup



Dental implant screw



Femoral stem



Pedicle screw

Suggested solution



Single taper clamping system

MACHINING	EXTERNAL TURNING
CLAMPING TASK	INTERNAL CLAMPING
WORKPIECE	ACETABULAR CUP

PROPERTIES

- Roundness and runout accuracies of ≤ 0.005 mm
- Permits large workpiece tolerances
- High torques can be transmitted
- Automated clamping initiation
- Large loading cycles due to high clamping strokes
- High rigidity due to flat clamping of the workpiece



For full details about our hydraulic, mechanical, and quick-change clamping systems, please visit our website.

6 Steps to your clamping system

1 INQUIRY

In the first step, you provide information such as drawings, 3D models as well as specific requirements and machining objectives. Based on this data, we assess technical feasibility and clarify all relevant details through initial follow-up questions to ensure an optimal starting point for further development.

3 ORDER

Once you place your order, our internal project and design team will get started. During this phase, all technical specifications are finalized and defined to ensure smooth implementation.

5 PRODUCTION

During the production phase, all components are manufactured with precision, assembled, and thoroughly tested. Through careful quality control and complete documentation, we ensure that your clamping tool is fully prepared and ready for shipment.

AFTER-SALES SERVICE

Our service ensures the long-term precision and performance of your clamping tools. Through regular maintenance, professional repairs, and transparent condition assessments, you reduce unplanned downtime and increase process reliability. Our service technicians support you in maintaining optimal clamping tool performance over time – helping you fully realize the potential of your investment.

INQUIRY

1

QUOTATION

2

ORDER

3

APPROVAL DRAWING

4

PRODUCTION

5

DELIVERY

6

AFTER-SALES SERVICE

●

2 QUOTATION

Based on your inquiry, we develop a customized technical solution and provide you with a transparent proposal for implementation. Within three business days, you will receive a quote with a clear cost breakdown as well as an estimated delivery time for your clamping tool.

4 APPROVAL DRAWING

In the next step, we create a detailed design drawing and present the clamping concept, including a functional description. Your approval is the final go-ahead for production.

6 DELIVERY

Your clamping tool is securely packaged and delivered on schedule. Upon request, we support you with commissioning and training. You will also receive all relevant documentation, including maintenance instructions, to ensure smooth operation.

OUR SALES TEAM IN GERMANY AND ACROSS THE WORLD WILL BE HAPPY TO HELP YOU!

WILHELM KÖNIG MTM GmbH
Phone: +49 9342 876 0
E-mail: sales@koenig-mtm.de





WILHELM KÖNIG MTM
creating. tailor. made. solutions.

WILHELM KÖNIG MTM GmbH Am Stammholz 13, 97877 Wertheim Germany
Phone: +49 9342 876 0 E-mail: sales@koenig-mtm.de